

Sengled Smart LED Multicolor Light Strip

Model: E1G-G8E



Introduction:

Sengled Smart LED Multicolor Light Strip enables you to wrap your house in color, whether it's under the cabinets, around your tv, or anywhere else you would like to have some color without a traditional socket. Additionally, the light strip can be extended or shortened to fit your desired length.

Note: A hub is required to control this Light Strip.

Important Safety Information:

Before installing the Sengled Smart Light Strip, please read and follow precautions, including:

- Risk of electric shock. Do not attempt to disassemble the controller pack.
- Suitable for use in operating environment between -4°F and 104°F (-20°C and 40°C).
- Do not use where directly exposed to water.
- Indoor use only.

Installation Instructions:

The following instructions are applicable for adding your Smart Light Strip to a Sengled hub. If you have a third-party hub, such as SmartThings or Amazon Echo Plus, or would like to find our latest list of supported third-party hubs, please refer to support.sengled.com.

Note: Sengled recommends ensuring you can add your light strip to your Sengled Hub before attaching it to your wall, bed, etc.

- 1 Download the latest version of the Sengled Home App from the Apple App Store or Google Play Store.



- 2 Register and sign-in to your Sengled account in the app.

- 3 Open the **Sengled Home app**. Go to **Devices**, select the **+** sign, and choose **Bulbs**.

Follow the in-app instructions to finish installation.

- 4 Once you have successfully connected the Light Strip to your hub, you may attach it to wherever you would like in your home. Ensure the surface is clean before attaching your light strip.

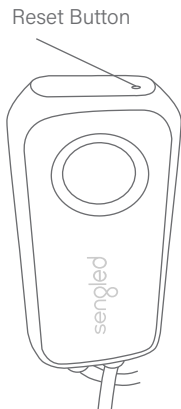


Since the Light Strip is made of a flexible material, you can attach it to virtually anything, including things that have corners sharper than 90 degrees.

Congratulations on successfully installing your Sengled Smart LED Multicolor Light Strip!

Reset Instructions:

To reset your Smart Light Strip, locate the reset button and hold for 3 to 10 seconds. When the Light Strip is successfully reset, it will flash five times. If it does not flash, please try again. Once successfully reset, please pair the Light Strip again in your Sengled Home app.



Operation:

The following section outlines some of the popular operational modes of the Sengled Smart Light Strip.

A Turning the light strip on and off

The light strip can be controlled through a variety of means:

- Manually via the light strip controller itself
- Through Sengled Home App
- Through partner programs like Alexa, Google Assistant, IFTTT, etc.

B Dimming

The light strip can be dimmed through the Sengled Home app, through partner programs such as Amazon Alexa, Google Assistant, IFTTT, etc. or the Sengled Smart Switch.

C Scheduling

Schedules can be created with the Sengled Home app.

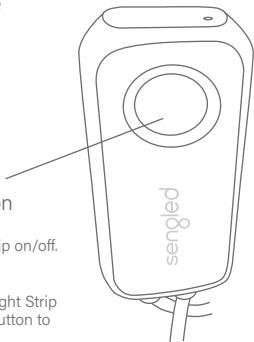
D Color Cycling

The light strip can be color cycled if you hold down the button on the controller. To select a color, simply release the button.

Control Button

Single click:
Turn the Light Strip on/off.

Hold down:
Color cycle the Light Strip
and release the button to
select a color.



E Tuning Whites

Adjust whites via the white palette in the Sengled Home app, or with voice control and third parties.

F Changing Colors

Change between 16 million colors using the color palette in the Sengled Home app, or with voice control and third parties.

Check the in-app how-to pages through "Settings" for the following two operations.

G Voice Control

- Set up Amazon Alexa by adding **Sengled Home Skill**.
- Set up Google Assistant by adding **Sengled Home Skill**.

H Third Party Control

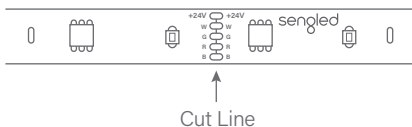
Utilize a third-party program (like IFTTT) to control your lights.

Frequently Asked Questions:

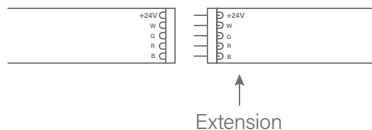
1. How can the length of the Smart Light Strip be altered?

The length of the light strip can be both lengthened and shortened. Once shortened, it is unable to be lengthened again. To shorten the Light Strip, please cut on the indicated points below (about every 25 cm, or 9.8 in). To extend, please add the 1M extensions that are available.

To Shorten:



To Extend:



2. Can different types of Sengled Smart devices be used simultaneously?

Yes, a single Sengled Hub can support up to 64 devices from the Sengled Smart LED family.

Product Specifications:

LED Light Strip

Length	6.6 ft
Brightness	1400 lumens
Power	18W
Color temperature	2000K–6500K
Color	16 million colors
Dimming	via Sengled Home app or 3rd-party app
Lifetime	25,000 hrs
Warranty	3 years
Maximum length	Expandable up to 33 ft

Controller and Electrical

Power Supply	Input: 100-240V~50/60Hz, 800mA, 24.5W
	Output: 24V, 900mA, 21.6W (Max)
Operation Temperature	-4~104°F
Operation Humidity	0–95%

Limited Warranty:

3-year limited warranty from original purchase date. To learn more about the Limited Warranty for Sengled products, please visit www.sengled.com/warranty.

Support:

If you encounter any issues, please reach out to your local Sengled Support team.

Visit the following website for web support:
<https://support.sengled.com/>

Send emails to:
Support@sengled.zendesk.com (USA)
SengledCanada@sengled.zendesk.com (CA)

Dial Customer Support Line 1-877-401-5990
10:00am-8:00 pm CST on Mon-Fri
11:00am-8:00 pm CST on Sat
Closed on Sunday